



## SSX Series Safe Deposit Boxes & SSLX Series Lockers



**SSX Series Safe Deposit Boxes (Triple Width)**  
**Outside dimensions: 22 1/4" High, 32 1/2" Wide, 24" Deep**

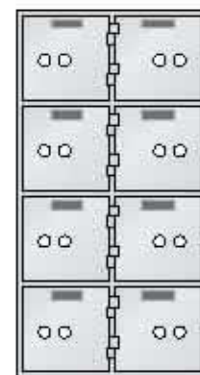


**SSX-42**  
 42 openings each 3" x 5"

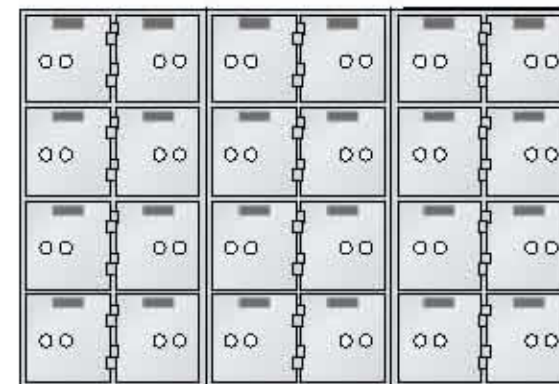


**SSXN-14**  
 14 openings each 3" x 5"


**SSXN Series Safe Deposit Boxes (Single Width)**  
**Outside dimensions: 22 1/4" High, 11 1/16" Wide, 24" Deep**




**SSXN-8**  
 8 openings each 5" x 5"



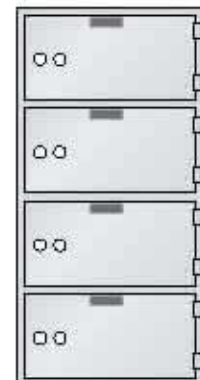
**SSX-24**  
 24 openings each 5" x 5"



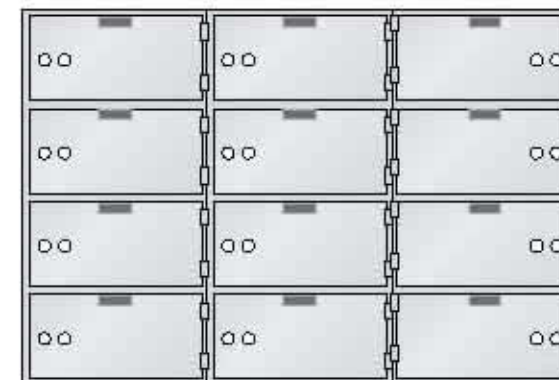
**SSX-21**  
 21 openings each 3" x 10"



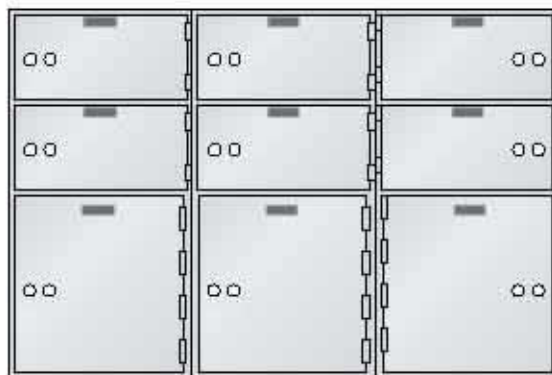
**SSXN-7**  
 7 openings each 3" x 10"



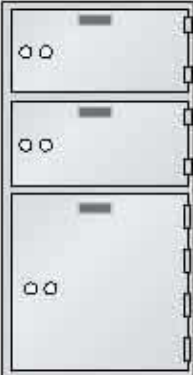
**SSXN-4**  
 4 openings each 5" x 10"



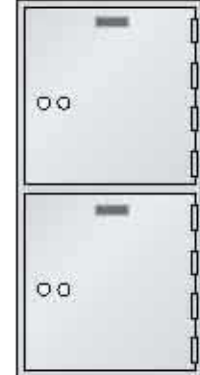
**SSX-12**  
 12 openings each 5" x 10"



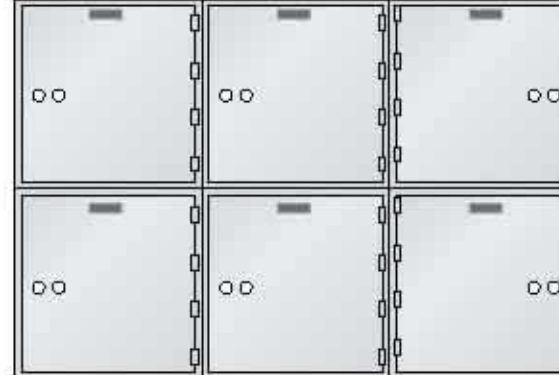
**SSX-9**  
 6 openings each 5" x 10"  
 3 openings each 10" x 10"



**SSXN-3**  
 2 openings each 5" x 10"  
 1 opening 10" x 10"



**SSXN-2**  
 2 openings each 10" x 10"



**SSX-6**  
 6 openings each 10" x 10"



**SSX-B**  
 Base



**SSXN-B**  
 Base

**Modern Design**

Creating a clean and modern appearance, the maintenance-free SSX Series Safe Deposit Box and SSLX Series Locker Sections feature:

- Stainless Steel door fronts
- Satin-brass-colored lock noses and hinges
- Raised satin-chrome finish on interchangeable number plates with black numbers on a brass-colored background
- Each individual section edged with a black frame
- UL-listed double-key-changeable dual nose lock on each Safe Deposit Box
- Durable, metal bond box interior with gray powder coat enamel finish

**Installation Flexibility**

Safe Deposit Boxes come in a series of 6 triple-width configurations and 6 single width sections, designed to allow you to maximize the space available. Each triple-width section is 22 1/4" high x 32 1/2" wide x 24" deep. Single-width sections maintain the same height and depth to maintain compatibility, but are only 11 1/16" wide for use where a full section won't fit.

Lockers maintain the same width and depth as a triple-width box section, but come in a variety of heights to meet a broad range

of locker needs. Teller Lockers come with four 5" high x 16" wide openings in an 11 1/16" high section. Cash/Coin Lockers are available in pairs with each opening 16" wide and a height of 22" or 32". Each Cash/Coin Locker comes standard with an adjustable shelf.

**Construction**

All SSX Series Safe Deposit Boxes as well as the SSLX Series Lockers have 1/2" thick doors of solid metal alloy with a stainless steel faceplate. Safe Deposit locks are installed on each door using four screws to provide added resistance against punch attacks. Each section incorporates the use of satin-brass-colored hinges designed with a flange that interlocks with the door jamb for added security. The Safe Deposit Boxes and Lockers also utilize interlocking tabs in the rear of each section and alignment holes in the front frame to help simplify installation.

SSLX Series 32" Cash/Coin Lockers utilize a three-point locking bar with a handle on the door.

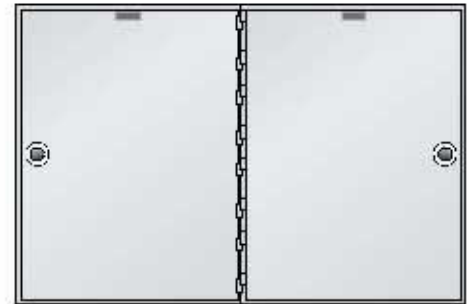
The steel bodies of all Safe Deposit Box and Locker sections are powder coated to help ensure a rust-resistant finish.



# SSLX Series Locker Sections

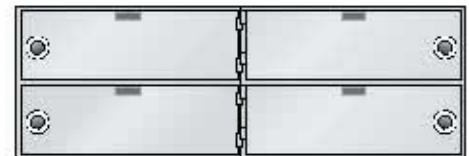
## Safe Deposit Box and Locker Accessories & Options

- A 3" high base with leveling legs is available as standard; a stainless steel trim plate matches the appearance of the boxes; and comes in both the triple- and single- width configurations.
- Base heights of 4", 5" and 6" are optional.
- A stainless steel Pull Out Shelf assembly is available for use with a triple-width section. A matching Spacer assembly is also available in both a single- and triple-width configuration.
- Two unstamped keys are provided with each Safe Deposit Box lock as standard. Number stamping the keys is available for an additional charge.
- Choice of 3 optional key trays:
  - 3" x 5" - 128 slats
  - 3" x 10" - 312 slats
  - 5" x 10" - 576 slats
- All Safe Deposit Boxes and Teller Lockers come standard with a double-key-changeable, UL-listed, double-nose key lock. Teller Lockers are also available as an option prepared for a combination lock.
- All Cash/Coin lockers come prepared for a combination lock, or can be ordered as an option with the same double-nose lock as the Safe Deposit Box.



**SSLX-2-22**

2 openings each 22" x 16"  
22 1/4" High, 32 1/2" Wide, 24" Deep



**SSLX-4-5**

4 openings each 5" x 16"  
11 1/8" High, 32 1/2" Wide, 24" Deep



**SSLX-2-32**

2 openings each 32" x 16"  
33 1/2" High, 32 1/2" Wide, 24" Deep